



Holidays Homework (2019-20)

Class - II

Subject – English

Please ignore typographical errors (if any).

For All Students :

1. Learn all work done in book and note book.
2. Read Lesson 5 and 6 of your course book and find common noun, proper noun and an adjective. Write 10 difficult words from each chapter and frame them in to sentence. (Do in creative writing note book)
3. Read lesson 7 of your course book

On the basis of reading write these information :

- i) Name the main character of the story _____
 - ii) Write any three naming words _____
 - iii) Write any three new words you have learnt _____
 - iv) Write any one pair of rhyming word _____
 - v) Title _____
 - vi) Author _____
4. Make a card on Father's day (16th June) with five adjectives.

Project Work

Roll No. (1 to 10) : Paste the picture of your favourite /hero/singer/player or politician and write few lines on it.

Roll No. (11 to 20) : Paste pictures of any two persons who are differently abled but still attained a good position in the society.

Roll No. (21 to 30) : Write few lines on what you want to be when you grow up and paste pictures of that profession.

Roll No. (31 to 40) : Name five places worth seeing in India and write 5 to 6 sentences on each. (paste the pictures also)

**SANT NISCHAL SINGH PUBLIC SCHOOL
HOLIDAYS HOMEWORK
CLASS-II**

Revise Periodic-I syllabus

Revise book page No.12,13,14,15,19,20,21,22

अब तक कराए गए कार्य का अभ्यास कीजिए ।

सुलेख का अभ्यास कीजिए ।

- क्या आपके पापा ने आपको तोहफा देकर हैरान किया है ? अपने अनुभव लिखिए ।
- अपने माता-पिता और दादा-दादी जी के साथ समय बिताये । उनसे बात करे और जाने आपका बचपन उनके बचपन से कैसे अलग है । कुछ अंतर तालिका बनाकर A4 शीट पर लिखें (कम से कम 5 या 6 अंतर)
- सुरक्षा नियमों का पालन करना क्यों आवश्यक है । 10 वाक्य लिखें और यातायात के संकेत को भी A4 शीट पर चिपका कर लाए ।

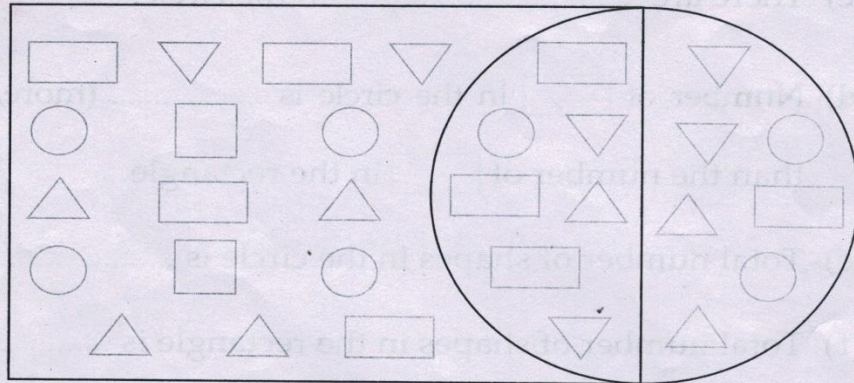
Subject- Mathematics

- Revise all the Syllabus done in the class.
- Use A4 Size Sheets to do the holidays homework.
- Do all the given work neatly and keep them in a well labeled Folder.





1. Make a cube/dice with the help of a Chart Paper. **(Roll No: 1 to 10)**
2. Measure the length of your family members and write down on A4 sheet. **(Roll No: 11 to 20)**
3. Make a chart of Even and Odd Number. **(Roll No: 21 to 30)**
4. Make a laminated chart of Tables 2 to 12. **(Roll No: 31 to 40)**
5. Draw a national flag and write the fraction of the flag. **(Roll No: 41 onwards)**

For all students -


Ritika made a poster. She used it to arrange some shapes on it.





1. Colour the shapes.
2. Complete the following table :



Shape	Number of shapes
	
	
	
	

3. Fill in the blanks :

(a) There are  in the circle.

(b) There are  in the rectangle.

(c) There are  in the circle.


(d) Number of  in the circle is (more/less)
than the number of  in the rectangle.

(e) Total number of shapes in the circle is

(f) Total number of shapes in the rectangle is

(g) Total number of shapes on the poster is

4. Colour the shape which is not in the circle.



5. Arrange the shapes used on the poster in descending order.

Shape	Number

Subject - EVS

Revise the syllabus done in the class.

Make a colourful mask out of a paper plate.

Make a colourful flash cards according to roll no.

Roll no. 1 -10 internal organs

11-20 Healthy food

21-30 Traffic signals

31 onwards Type of plants

Subject - I.T.

Do practice of Assignment sheet. (For All the students)

1. Paste the pictures of places where computers are used in a file.
(Roll No. 1-20)
2. List the names of objects which you are not supported to be taken in the computer lab. (Roll No. 31 onwards)